

MINK PUPPETS



Mink have long slender bodies that help them move swiftly around their habitat. Their long tails and short legs make them excellent swimmers. Mink can be found in forest habitats near streams, rivers or ponds where they make burrows along the banks. Create a mink puppet of your own and bring it along on an adventure!




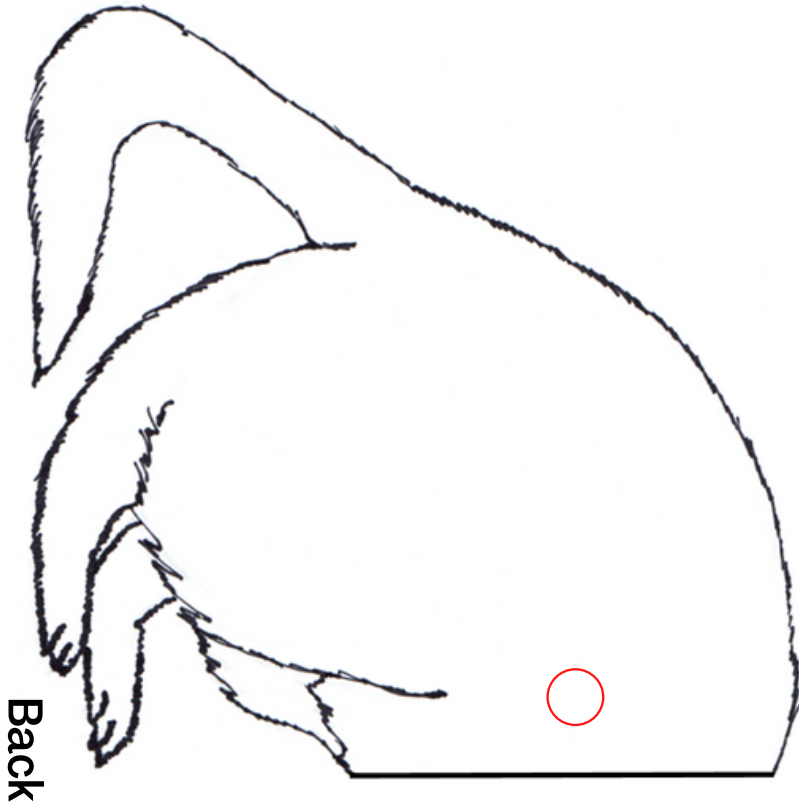
Materials:

- Template (see page two)
- Cardstock
- Markers or crayons
- Scissors
- Hole punch
- 2 Brass fasteners
- 2 Craft sticks or 2 pencils
- Tape

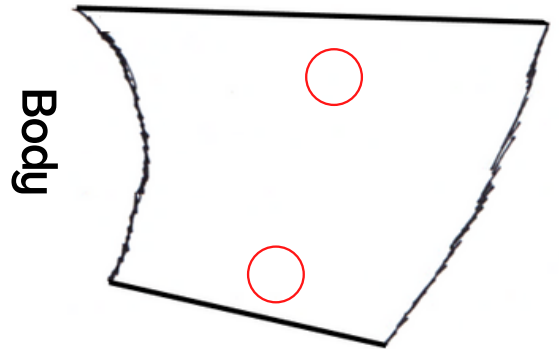
Directions:

1. Color the mink template on page two.
2. Cut out the three body parts.
3. Use a hole punch to make holes in the four red circles.
4. Using brass fasteners, connect the body parts as shown here.
5. Tape a craft stick to front legs and a second craft stick to back legs.
6. Make the mink move walk around by lifting the craft stick up and down.

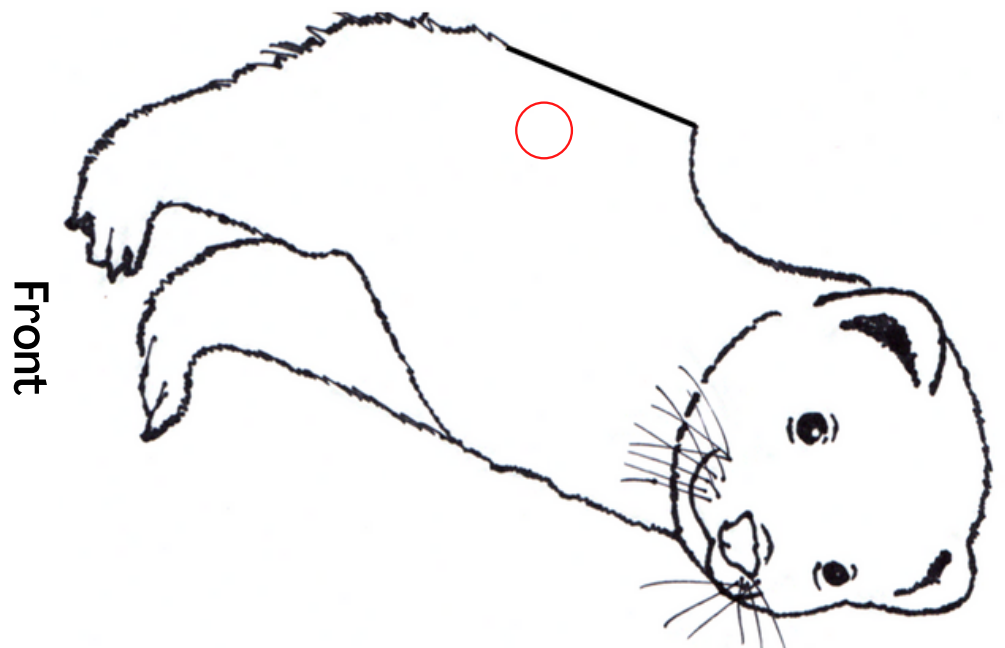




Back



Body



Front